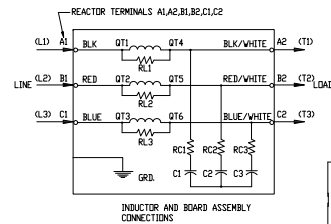


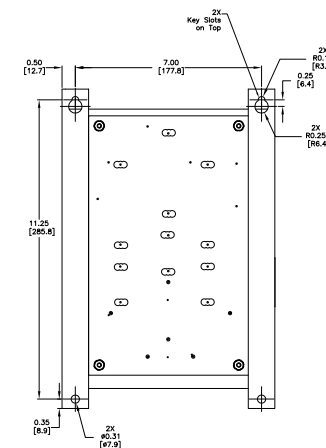
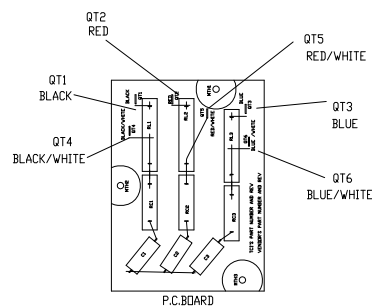
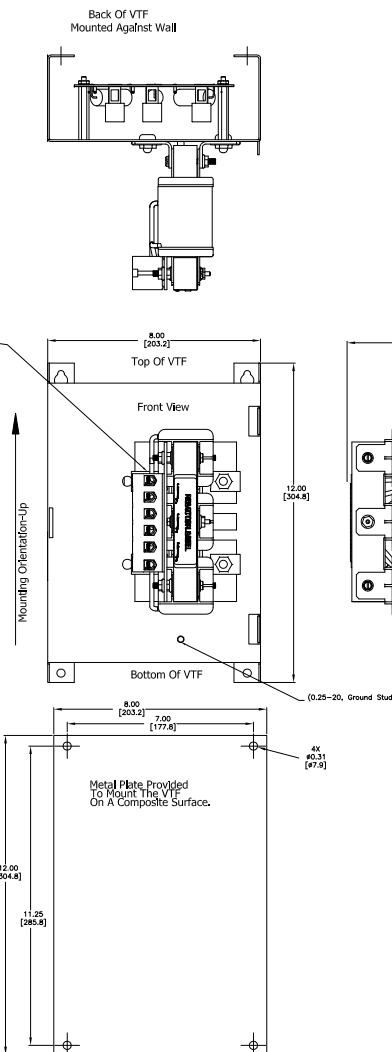
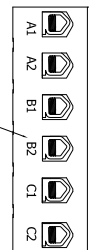
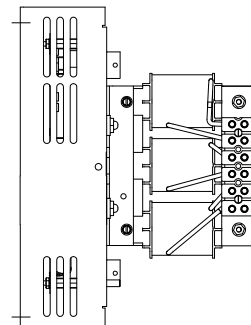
Automation Direct Part#	Rated Voltage	Amps	Phase	Weight (LBS)
VTF-246-LPQ	600	35	3	17
VTF-246-MQR	600	45	3	17
VTF-246-NRS	600	55	3	17

See VTF Installation Guide For
Terminal Wire Size And Torque Information.

Note: Maintain Clearance of 3 Inches On All Sides To Other Equipment.



(Customer Connections)
Markings On Terminal Block
For Reference Only.



NOTES:

1. DIMENSIONS CAN BE CHANGED BY MANUFACTURER WITHOUT NOTICE.
2. DIMENSIONS DO NOT IMPLY TOLERANCE.

VTF-246-LPQ

Units: inches [mm]

Scale: Full

**VTF SERIES OUTPUT FILTER,
230/460/575 VAC, 10HP, 25HP, 30HP,
3-PHASE, 35A, OUTPUT SIDE ONLY**

AUTOMATIONDIRECT.com