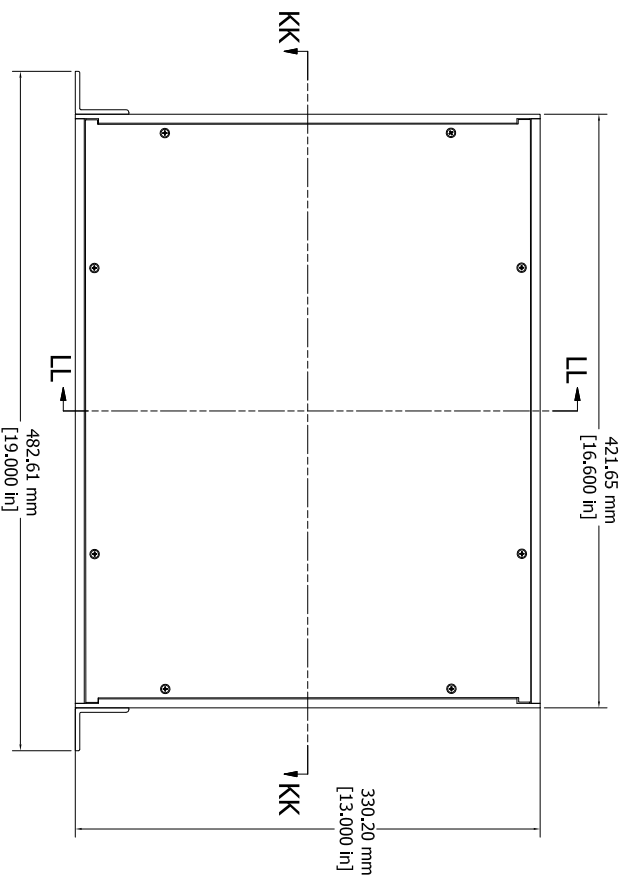

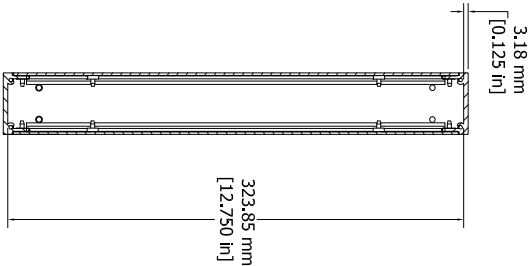


SECTION KK-KK



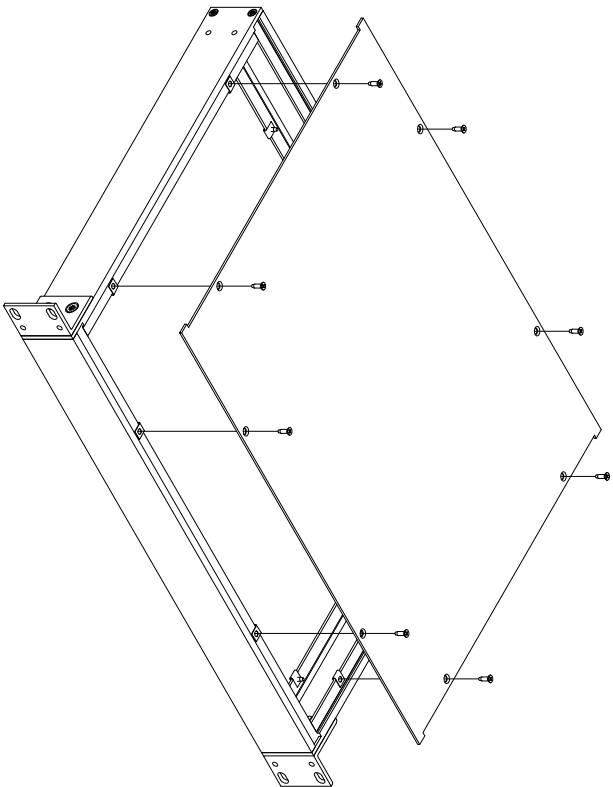
SECTION LL-L



ASSEMBLY - VIEW FROM FRONT

ASSEMBLY - VIEW FROM SIDE

Solid models of this enclosure available in STEP or IGES.



RM1U1913SBK	
Extruded Aluminum Frame - Type 6063	
2 Panels - .064" Aluminum (5052-H32) Powder Coat	
2 Mounting Brackets - .125" Aluminum	
16 Screws - Flat Head 4-40 x 3/8"	
8 Screws - Counter Sunk Head 6-32 x 3/8"	
4 Screws - Counter Sunk Head 10-32 x 3/8"	
16 Nuts - #4 Speed Nuts	
Four Self Adhesive Rubber Feet - 1421T3	
ACCESSORIES	
PULL HANDLES	1427B2BK