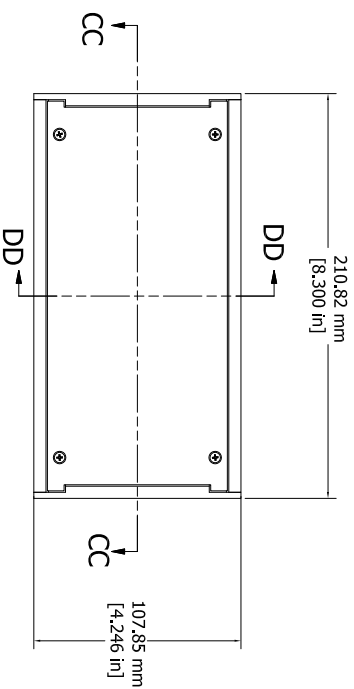
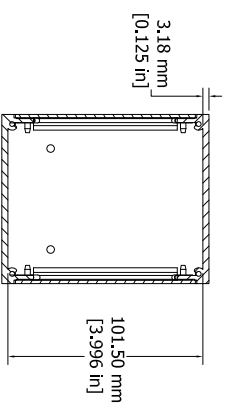



SECTION CC-CC



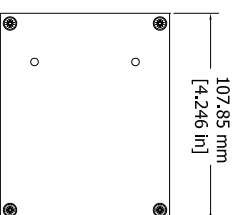
ASSEMBLY - VIEW FROM TOP



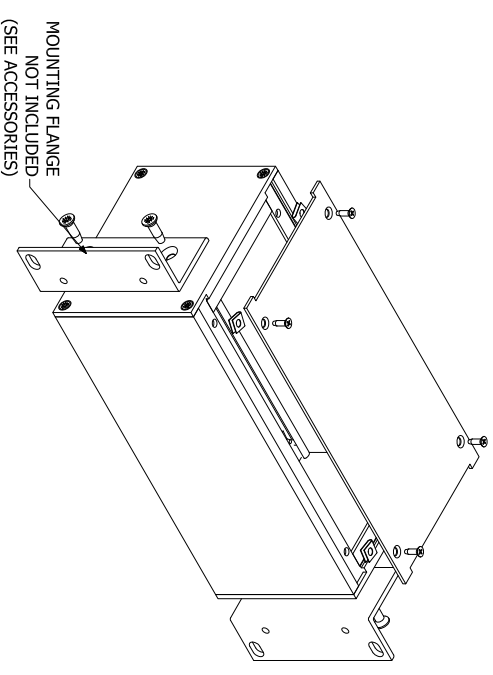
SECTION DD-DD



ASSEMBLY - VIEW FROM FRONT



ASSEMBLY - VIEW FROM SIDE



ISOMETRIC VIEW

Solid models of this enclosure available in STEP or IGES.

RM2U0804SBK		
Extruded Aluminum Frame - Type 6063		
2 Panels - .064" Aluminum (5052-H32) Powder Coat		
8 Screws - Flat Head 4-40 x 3/8"		
8 Screws - Flat Head 6-32 x 3/8"		
8 Nuts - #4 Speed Nuts		
4 Self Adhesive Rubber Feet		
ACCESSORIES		
Pull Handles	1427E1BK	
MTG. Flanges w/ Screws	RM2UMTGFL	