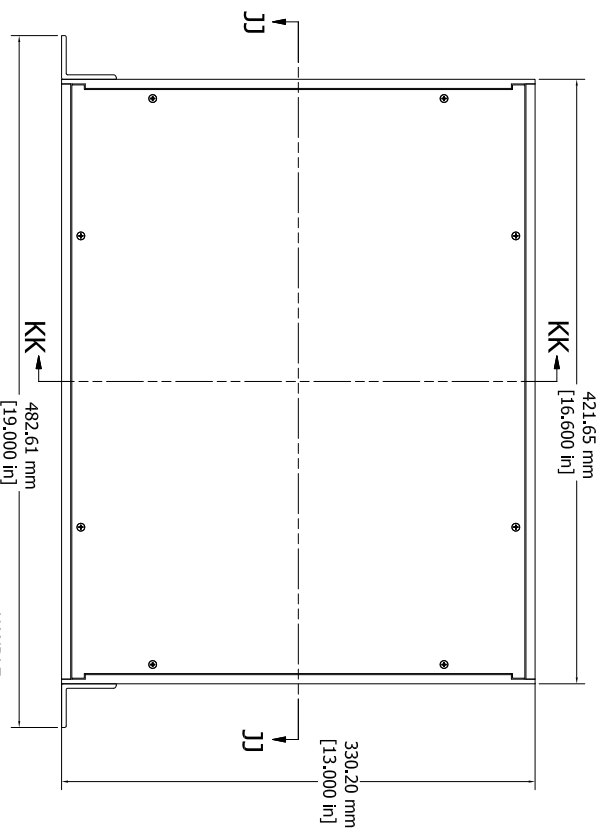
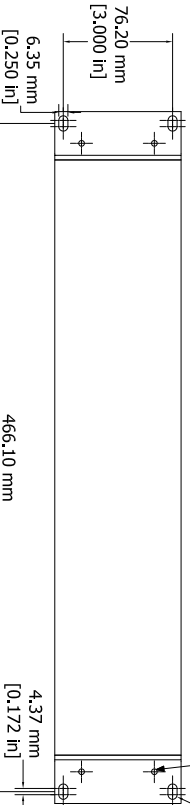


SECTION JJ-JJ

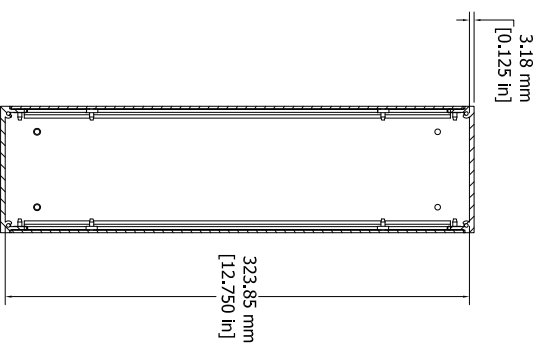


ASSEMBLY - VIEW FROM TOP

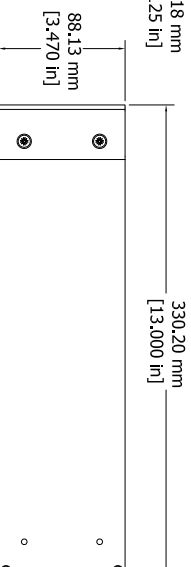
HANDLE  
MOUNTING  
HOLES  
R3.18 mm  
[0.125 in]



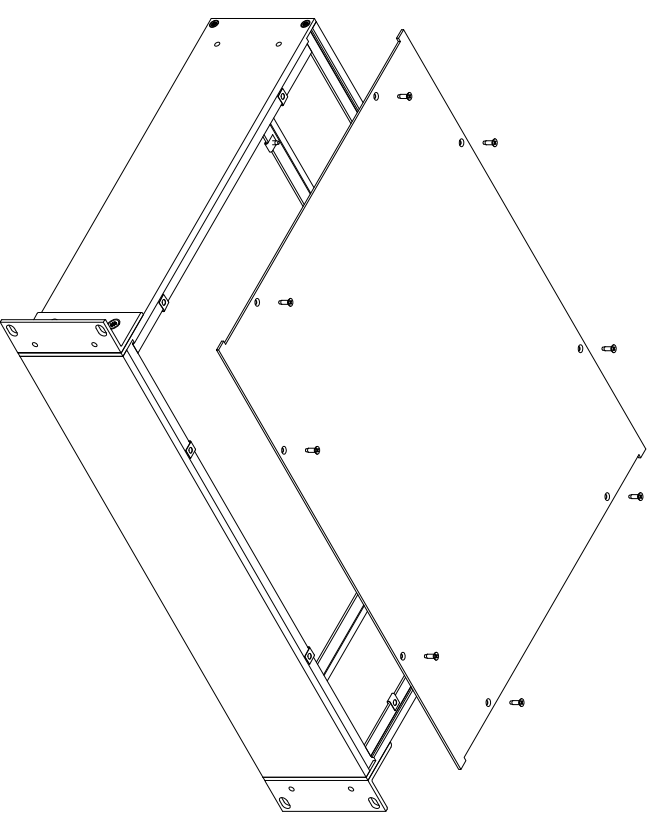
ASSEMBLY - VIEW FROM FRONT



SECTION KK-KK



ASSEMBLY - VIEW FROM SIDE



RM2U1913SBK	
Extruded Aluminum Frame - Type 6063	
2 Panels - .064" Aluminum (5052+H32) Powder Coat	
2 Mounting Brackets - .125" Aluminum	
16 Screws - Flat Head 4-40 x 3/8"	
8 Screws - Counter Sunk Head 6-32 x 3/8"	
4 Screws - Counter Sunk Head 10-32 x 3/8"	
16 Nuts - #4 Speed Nuts	
Four Self Adhesive Rubber Feet - 142T13	
ACCESSORIES	
PULL HANDLES	142ZE1BK



RM2U1913SBK

www.hammondmg.com

Solid models of this enclosure available in STEP or IGES.