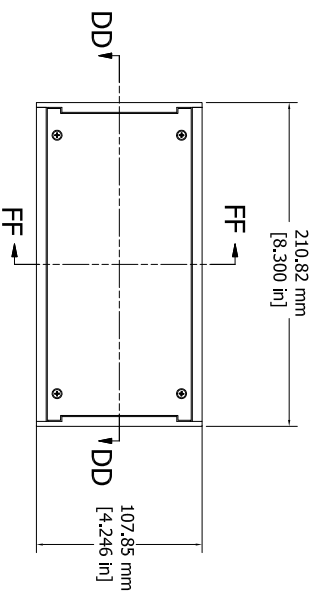
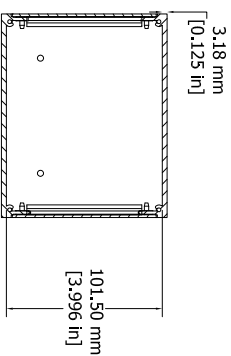



SECTION DD-DD



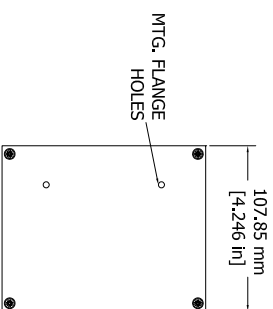
ASSEMBLY - VIEW FROM TOP



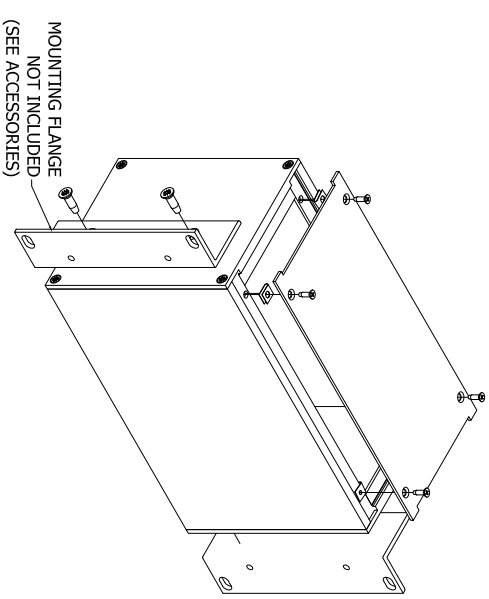
SECTION FF-FF



ASSEMBLY - VIEW FROM FRONT



ASSEMBLY - VIEW FROM SIDE



ISOMETRIC VIEW

Solid models of this enclosure available in STEP or IGES.

RM3U0804SBK	
Extruded Aluminum Frame - Type 6063	
2 Panels - .064" Aluminum (5052-H32) Powder Coat	
8 Screws - Flat Head 4-40 x 3/8"	
8 Screws - Flat Head 6-32 x 3/8"	
8 Nuts - #4 Speed Nuts	
4 Self Adhesive Rubber Feet	
ACCESSORIES	
Pull Handles	1427P1BK
MTG. Flanges w/ Screws	RM3UMTGFL