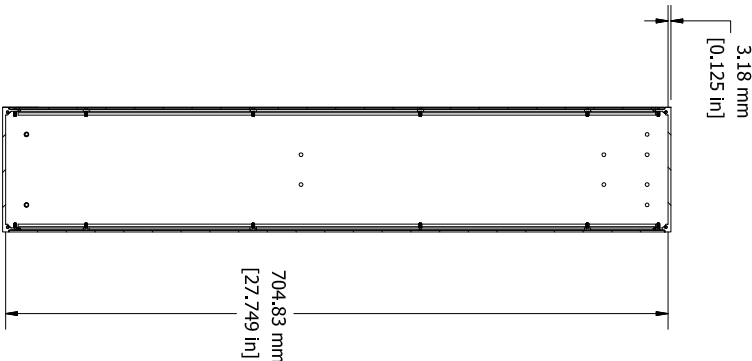
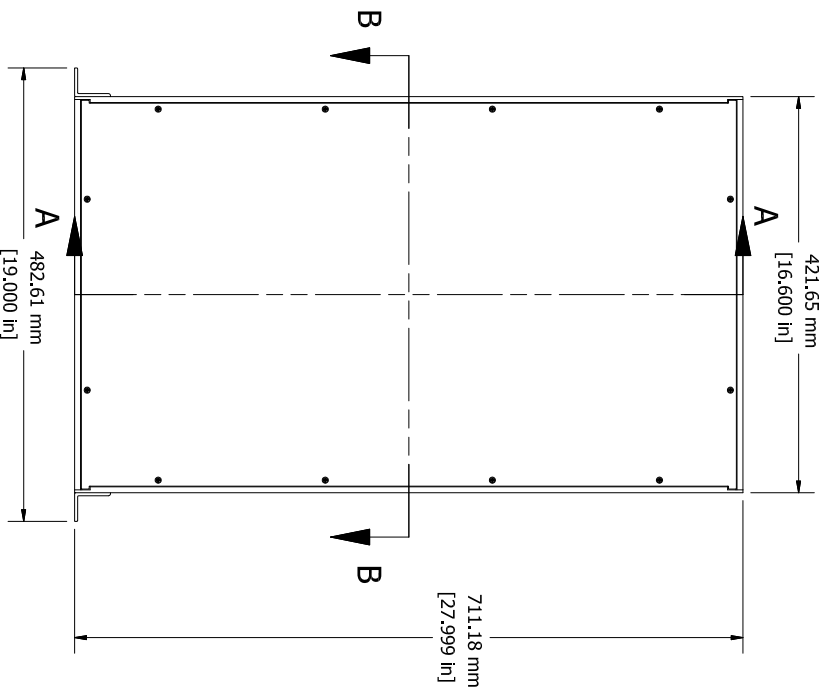
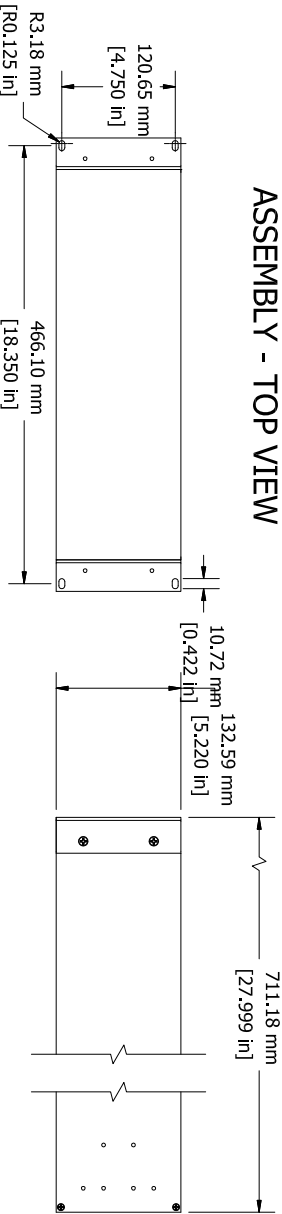


SECTION B-B



SECTION A-A



ASSEMBLY - TOP VIEW

R3.18 mm
[R0.125 in]

120.65 mm
[4.750 in]

466.10 mm
[18.350 in]

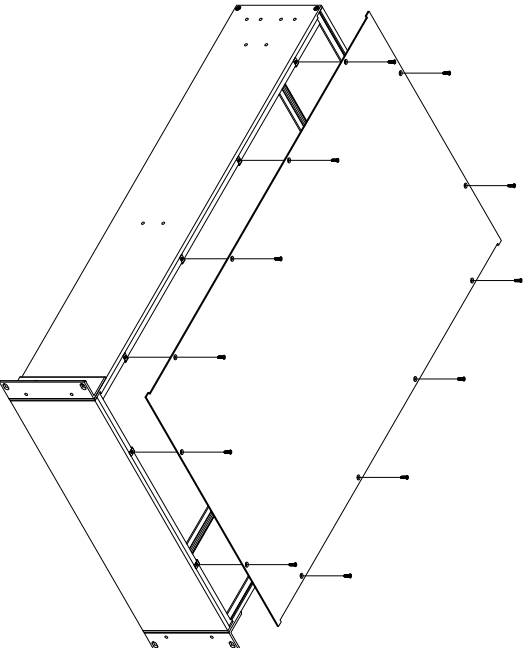
10.72 mm
[0.422 in]

132.59 mm
[5.220 in]

711.18 mm
[27.999 in]

ASSEMBLY - FRONT VIEW

ASSEMBLY - SIDE VIEW



EXPLODED ISOMETRIC VIEW

Solid models of this enclosure available in STEP or IGES.

RM3U1928SBK	
Extruded Aluminum Frame - Type 6063	
2 Panels - .064" Aluminum (5052-H32) Powder Coat	
2 Mounting Brackets - .125" Aluminum	
24 Screws - Flat Head 4-40 x 3/8"	
8 Screws - Counter Sunk Head 6-32 x 3/8"	
4 Screws - Counter Sunk Head 10-32 x 3/8"	
24 Nuts - #4 Speed Nuts	
Four Self Adhesive Rubber Feet - 1421T3	
ACCESSORIES	
PULL HANDLES	1427P1BK
REAR BRACKET KIT	RM3U18BRKT