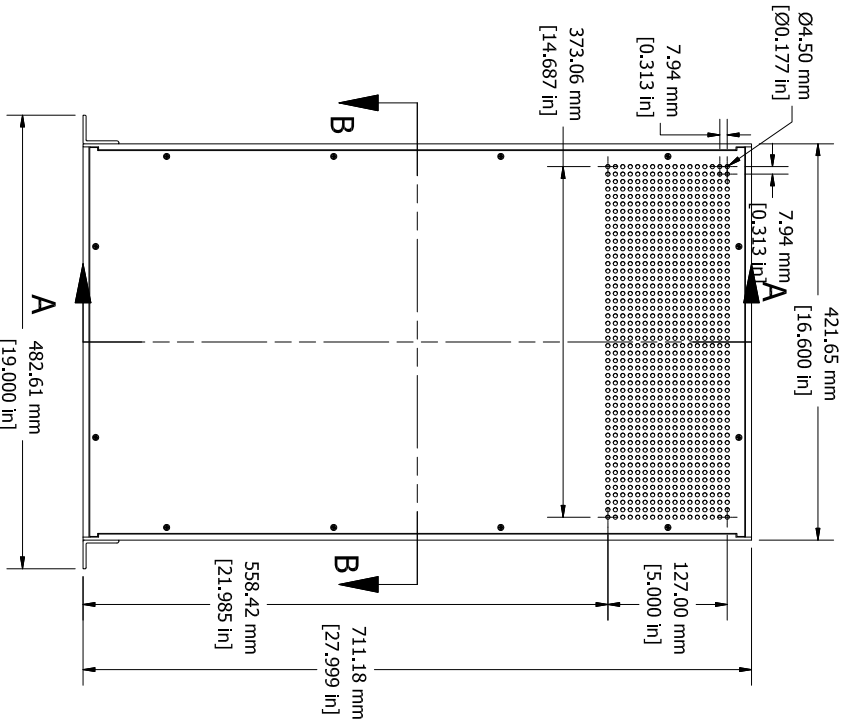
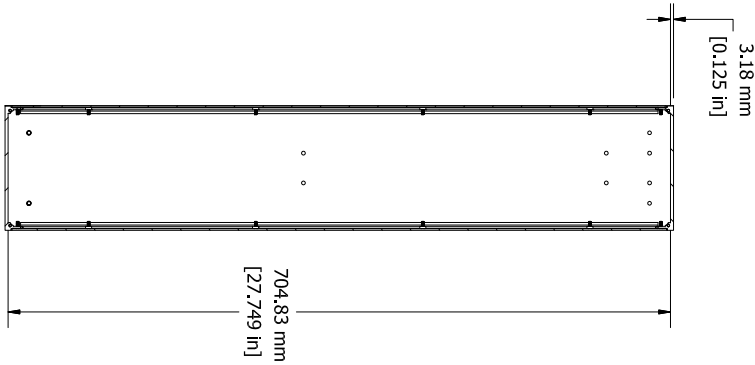


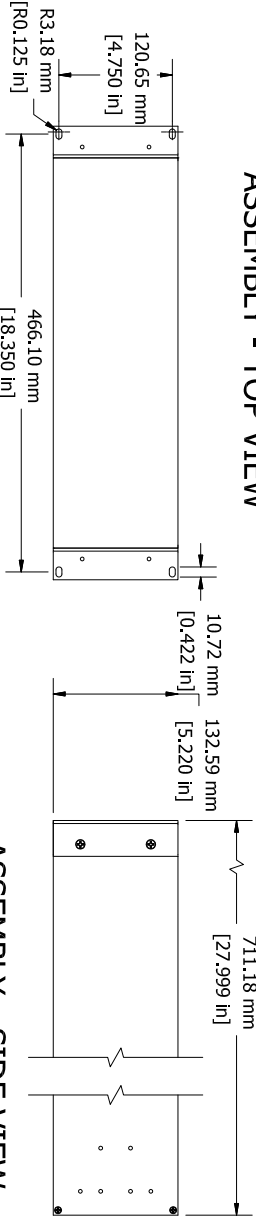
SECTION B-B



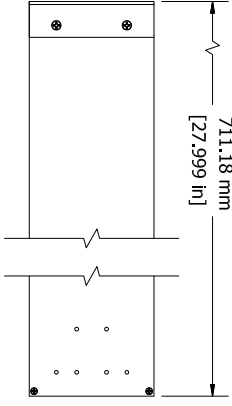
ASSEMBLY - TOP VIEW



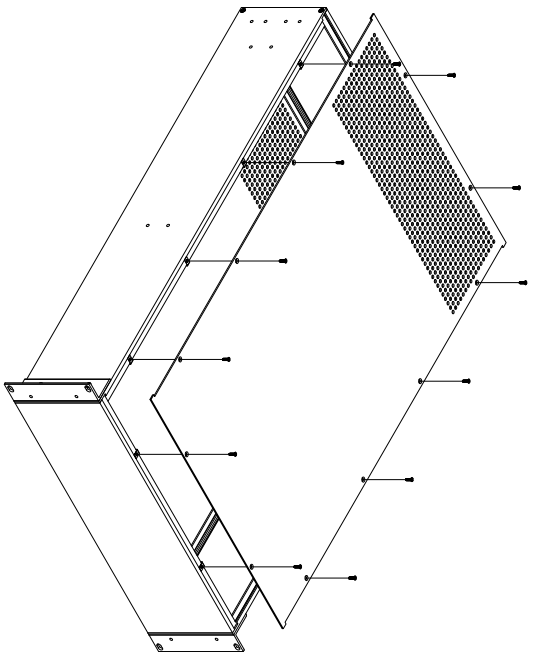
SECTION A-A



ASSEMBLY - FRONT VIEW



ASSEMBLY - SIDE VIEW



EXPLODED ISOMETRIC VIEW

Solid models of this enclosure available in STEP or IGES.

| RM3U1928VBK                                      |            |
|--|------------|
| Extruded Aluminum Frame - Type 6063              |            |
| 2 Panels - .064" Aluminum (5052-H32) Powder Coat |            |
| 2 Mounting Brackets - .125" Aluminum             |            |
| 24 Screws - Flat Head 4-40 x 3/8"                |            |
| 8 Screws - Counter Sunk Head 6-32 x 3/8"         |            |
| 4 Screws - Counter Sunk Head 10-32 x 3/8"        |            |
| 24 Nuts - #4 Speed Nuts                          |            |
| Four Self Adhesive Rubber Feet - 1421T3          |            |
| ACCESSORIES                                      |            |
| PULL HANDLES                                     | 1427P1BK   |
| REAR BRACKET KIT                                 | RM3U18BRKT |