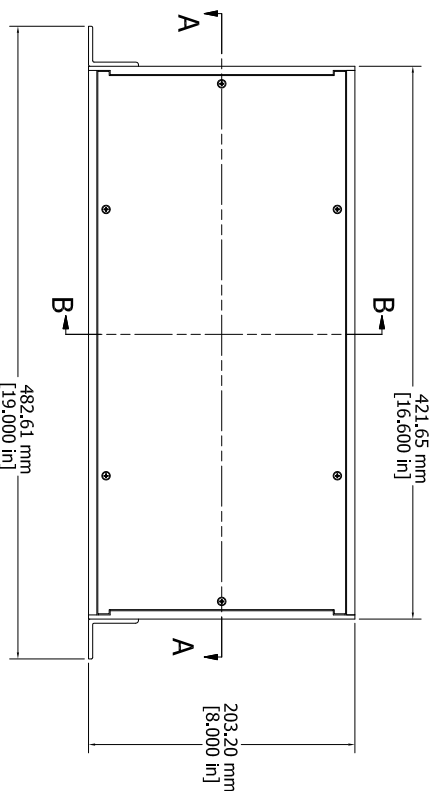
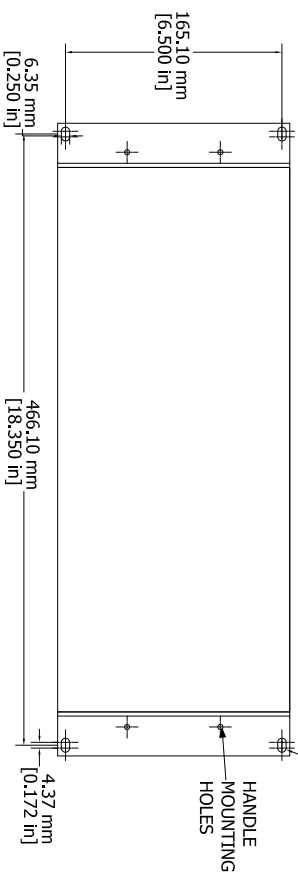


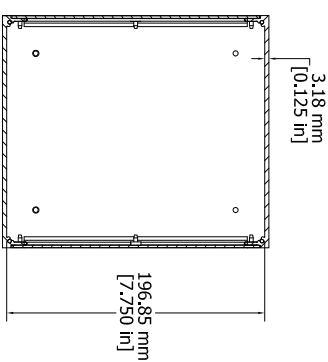
SECTION A-A



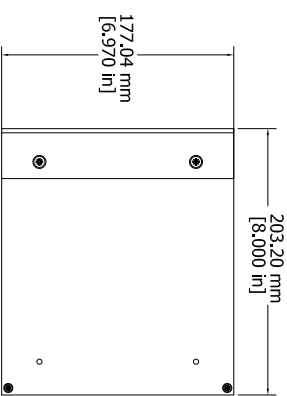
ASSEMBLY - VIEW FROM TOP



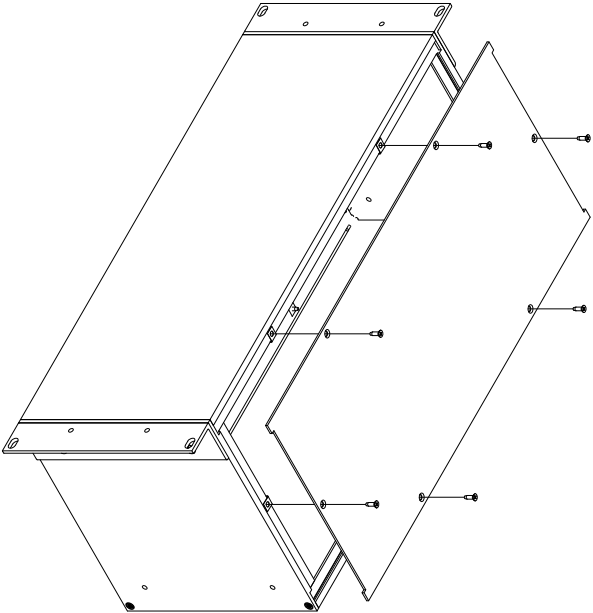
ASSEMBLY - VIEW FROM FRONT



SECTION B-B



ASSEMBLY - VIEW FROM SIDE



Solid models of this enclosure available in STEP or IGES.

RM4U1908SBK	
Extruded Aluminum Frame - Type 6063	
2 Panels - .064" Aluminum (5052-H32) Powder Coat	
2 Mounting Brackets - .125" Aluminum	
12 Screws - Flat Head 4-40 x 3/8"	
8 Screws - Counter Sunk Head 6-32 x 3/8"	
4 Screws - Counter Sunk Head 10-32 x 3/8"	
12 Nuts - #4 Speed Nuts	
Four Self Adhesive Rubber Feet - 1421T3	
ACCESSORIES	
PULL HANDLES	1427P1BK