P1

PLC CONNECTION

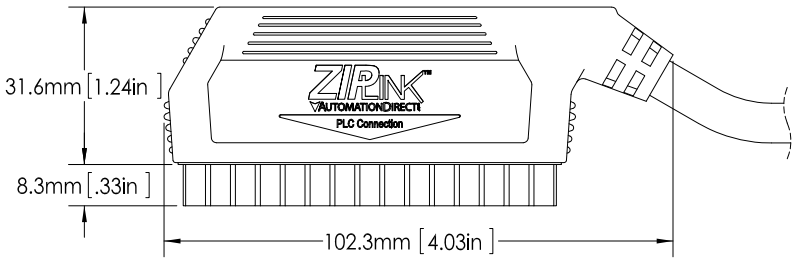

P2

ZIPLINK CONNECTION

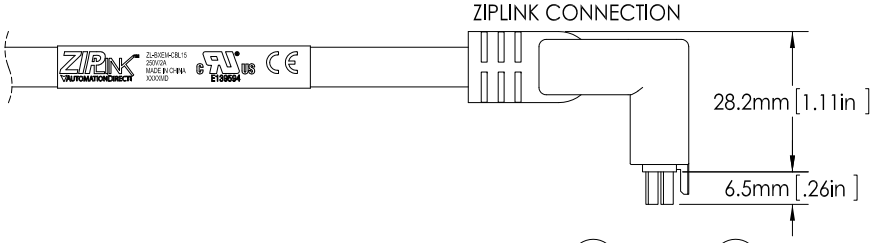

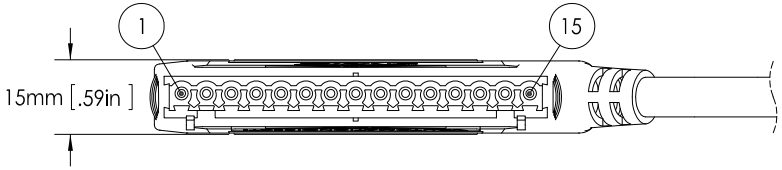

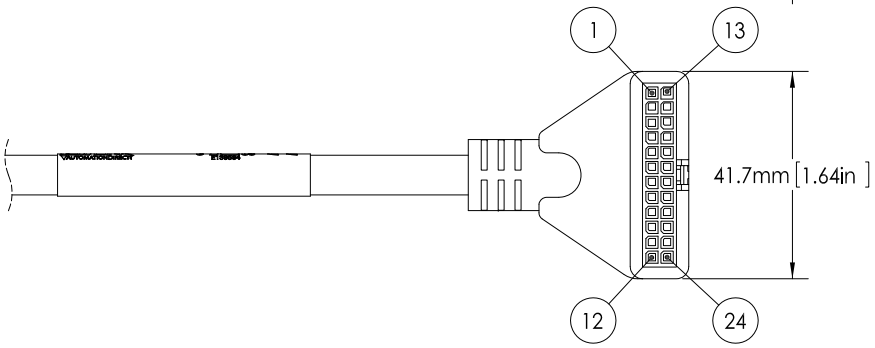

TABLE A

PART NO.	LENGTH
ZL-BXEM-CBL15	0.5m (1.7ft)
ZL-BXEM-CBL15-1	1.Om (3.3ft)
ZL-BXEM-CBL15-2	2.0m (6.6ft)

PIN-OUT DIAGRAM

P1	P2
1	1
	13
2	3
3	4
4	5
5	6
11	7
	19
12	9
13	10
14	11
15	12
6	2
	14
7	15
8	16
9	17
10	18
NC	8
	20
NC	21
NC	22
NC	23
NC	24

NOTES:
1. CABLE: 24 CONDUCTOR, 24 AWG, PVC JACKET INSULATION RATING 80°C (176°F), 300V
2. CURRENT: 2A PER CONDUCTOR, 36A MAXIMUM CABLE CURRENT
3. VOLTAGE
   - 240V AC/DC RATED OPERATING VOLTAGE
   - 265V AC/DC MAXIMUM VOLTAGE
4. OPERATING TEMPERATURE: 0-60°C (32-140°F)
5. P1 CONNECTOR: 15 POSITION OVERMOLDED TERMINAL BLOCK FOR BRX PLC
6. P2 CONNECTOR: 24-PIN RECEPTACLE EQUIVALENT TO MOLEX MICRO-FIT3.0 (PART # 43025-2400)
7. MINIMUM BEND RADIUS: 65.6MM [2.58IN]

ZL-BXEM-CBL15-n	
Rev: A	Date: 4/5/2016
Units: mm [inches]	
Scale: 1:1	
ZIPLink Connector Module Cable	
AUTOMATION DIRECT .com	